


PressReader delivers the most engaging and authentic newspaper and magazine reading experience to iOS, Android, BlackBerry and Windows operated tablets, smartphones and eReaders. With PressReader, users can hold digitally enhanced replicas of their favorite publications and read them from cover-to-cover, just the way they were printed – with no compromises in quality, fidelity or content.

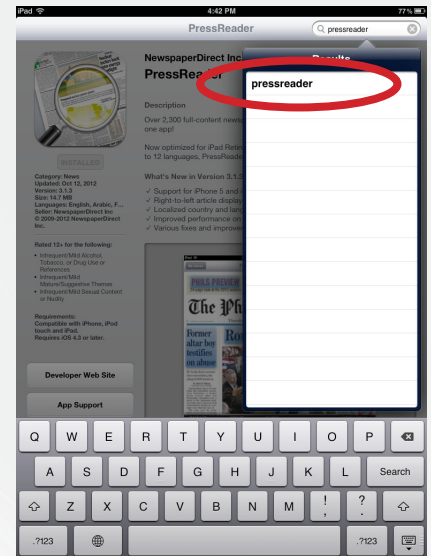
Downloading PressReader for iPad



Step 1:
Connect to available Wi-Fi.

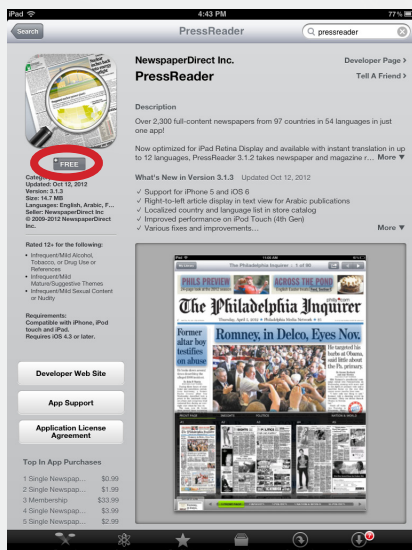


Step 2:
Open the App Store pre-installed on your iPad.




Step 3:
Search for PressReader.

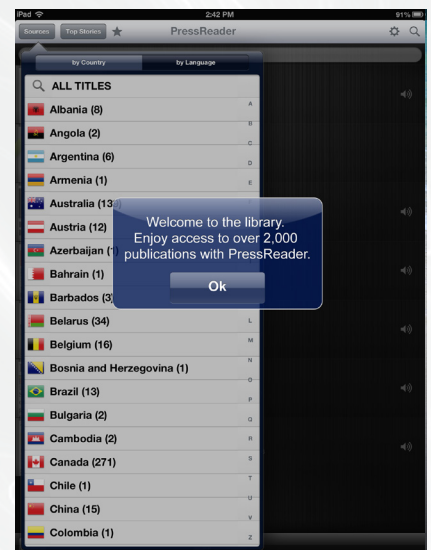
Downloading Publications



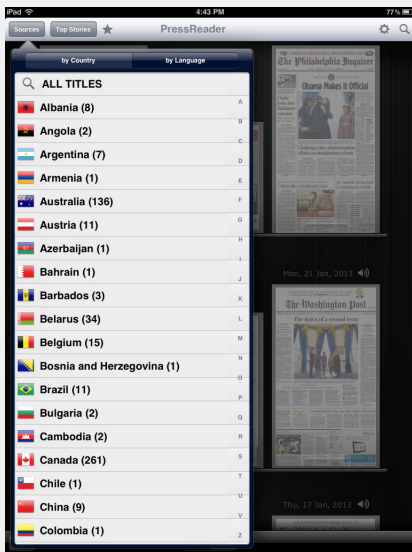
Step 4:
To download PressReader, tap the "Free" button.



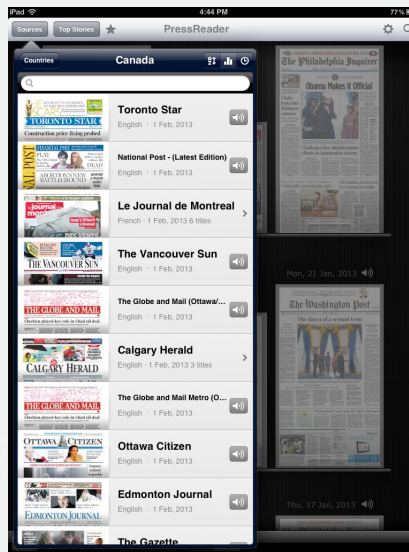
Step 1:
Tap the PressReader icon to launch application.



Step 2:
Read the customized welcome message and tap "OK."



Step 3:
Search for publications* by country or language*.



Step 4:
Select your favorite newspaper or magazine.



Step 5:
Tap the "Download" button to download the current day issue.

Additional Download Options



Option A:
To select an available back issue**, choose a date on the date line.



Option B:
To set up automatic daily delivery of the publication, turn on the "Automatically deliver new issues" option.

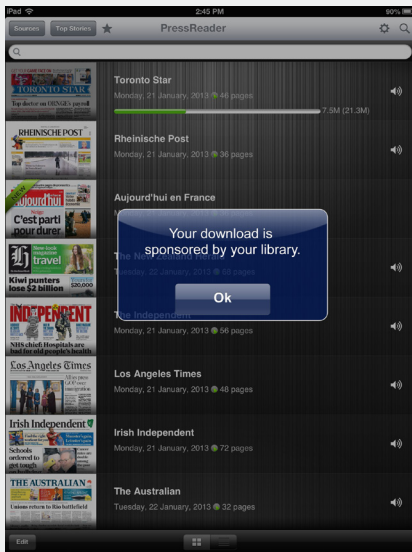


Option C:
Tap the star icon to add this publication to your favorites.

* Title selection may vary by territory or license.

** Back issues availability may vary depending on the subscription package.

User Experience & Features



A customized message will display. Tap "OK." Browse your downloaded issues in **My Library**. Tap on the thumbnail of the publication to open the issue.



Thumbnail Scroller

Tap on the horizontal slider to expand it. Scroll through the page thumbnails. Tap on the thumbnails to open that page.



Page View Options

Read publications in **Page View** as digitally enhanced replicas. Swipe from right to left to flip pages. Double-tap on un-highlighted areas of the publication to zoom.



Zoom Levels

Set your **Page View** zoom level by pinching the screen.



Additional Features

Read articles in **SmartFlow**, *share* articles, and *support or oppose* stories. Press and hold (i.e. long-press) to open up a menu of these contextually driven actions.



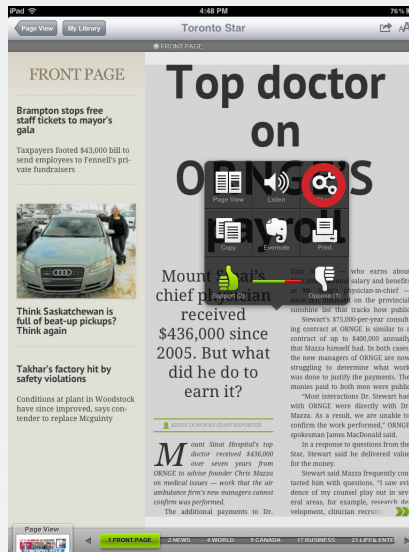
SmartFlow

Tap on highlighted headlines in **Page View** to open **SmartFlow** and read the publication in an intuitive horizontal reading stream.



Story Scroller

Tap on the horizontal slider to expand it. Scroll through the story excerpts. Tap on the stories to open that page in *SmartFlow*.



Share Articles

Share interesting stories by email, on Facebook or Twitter. Send to print. Copy to Evernote or Instapaper. Activate this menu with press and hold (i.e. long-press).



On-Demand Audio

Listen to the article by tapping on the speaker icon to activate *On-Demand Audio*.



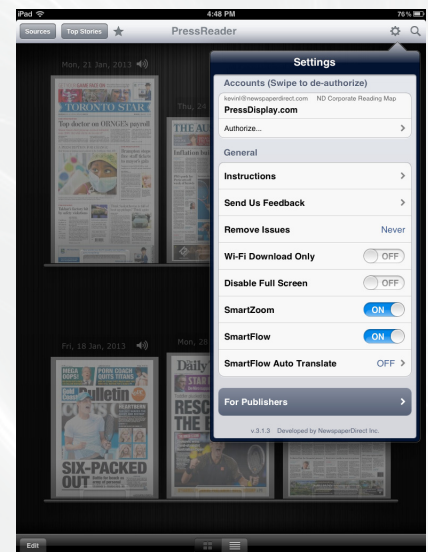
Translate

Tap on the top-right folder icon to translate articles.



Adjust Font Size

Tap on the top-right letter icon to adjust font size.



Manage Your Account

Manage your account, publication storage and article view in *Settings*.

Contact Your Local Agent: